

NONCONDUCTIVE ENCLOSED WORKSPACE

The only aerial access equipment constructed of nonconductive, high strength fiberglass

ADJUSTABLE HEIGHTS

Adjusts in one-foot increments



COMPLY WITH TIE-OFF RULES


Self-enclosing platform is a versatile, safe alternative to ordinary step ladders

FAST, SAFE ALTERNATIVE FOR TEMPORARY SCAFFOLDING

Safe over uneven surfaces, stairs. Replacement for traditional scaffolding

CAGE

ADJUSTABLE SAFETY CAGE



Part Number	Model	Min Standing Level	Max Standing Level	Maximum Reach*	Min Footprint	Max Footprint	Storage Height	Weight
18503-240	3' - 5'	3'	4' 11"	11' 5"	3' 6"	4' 9"	7' 8"	98 lbs
18503-801	3' - 5'	3'	4' 11"	11' 5"	3' 6"	4' 9"	7' 8"	109 lbs
18509-240	5' - 9'	5'	8' 8"	15' 2"	4' 8"	7' 4"	9' 8"	126 lbs
18509-243	5' - 9'	5'	8' 8"	15' 2"	4' 8"	7' 4"	9' 8"	132 lbs
18809-801	5' - 9'	5'	8' 8"	15' 2"	4' 8"	7' 4"	9' 8"	140 lbs
18515-240	8' - 14'	8'	13' 4"	19' 10"	6' 2"	10' 8"	12' 8"	149 lbs
18515-243	8' - 14'	8'	13' 4"	19' 10"	6' 2"	10' 8"	12' 8"	155 lbs
18515-801	8' - 14'	8'	13' 4"	19' 10"	6' 2"	10' 8"	12' 8"	163 lbs

CAGE Includes: -240 Includes Wheel Lift, Net
-243 Includes Wheel Lift, Outriggers, Net, All Terrain Wheels
-801 Includes Wheel Lift, Net, All Terrain Wheels, Ratchet Levelers

• Base Width: 3' 9.5" • Guardrail Height: 42" • Storage Depth: 1' 5.5"

*A 5'6" person with a 12" vertical reach

NONCONDUCTIVE CONSTRUCTED RAILS

Constructed of high-strength fiberglass rails

ADJUSTABLE HEIGHTS

Adjusts in one-foot increments; Either side is adjustable for uneven surfaces or stairs



COMPLY WITH TIE-OFF RULES



Self-enclosing platform is a versatile, safe alternative to ordinary step ladders

FAST, SAFE ALTERNATIVE FOR TEMPORARY SCAFFOLDING

Designed to fit in limited-access areas, like drop ceilings

CAGE

COMPACT SAFETY CAGE



Part Number	Model	Min Standing Level	Max Standing Level	Maximum Reach*	Base Width	Min Footprint	Max Footprint	Storage Height	Weight
19502	3' - 4'	2' 11"	3' 10"	9' 4"	2' 5"	3' 6"	5' 3"	7' 6"	66 lbs
19504	4' - 6'	3' 10"	5' 9"	11' 3"	2' 5"	4' 1"	5' 3"	8' 6"	73 lbs
19504-142	4' - 6'	3' 10"	5' 9"	11' 3"	2' 5"	4' 1"	5' 3"	8' 6"	77 lbs
19508	5' - 8'	4' 10"	7' 8"	13' 2"	3' 1"	4' 8"	6' 8"	9' 6"	79 lbs
19508-146	5' - 8'	4' 10"	7' 8"	13' 2"	3' 1"	4' 8"	6' 8"	9' 6"	87 lbs
19508-242	5' - 8'	4' 10"	7' 8"	13' 2"	3' 1"	4' 8"	6' 8"	9' 6"	91 lbs
19506-146	6' - 10'	5' 10"	9' 7"	15' 1"	3' 5"	5' 3"	8'	10' 6"	100 lbs
19506-142	6' - 10'	5' 10"	9' 7"	15' 1"	3' 5"	5' 3"	8'	10' 6"	101 lbs
19506-240	6' - 10'	5' 10"	9' 7"	15' 1"	3' 5"	5' 3"	8'	10' 6"	116 lbs
19506-244	6' - 10'	5' 10"	9' 7"	15' 1"	3' 5"	5' 3"	8'	10' 6"	117 lbs
19506-815	6' - 10'	5' 10"	9' 7"	15' 1"	3' 5"	5' 3"	8'	10' 6"	122 lbs

CAGE Includes: -142 Includes Side Tip Wheels and Safety Net
-146 Includes Outriggers
-240 Includes Wheel Lift, Outriggers, and Side Tip Wheels

-242 Includes Outriggers, Side Tip Wheels and Safety Net
-244 Includes Wheel Lift, Outriggers, Side Tip Wheels, and Safety Net
-815 Includes Wheel Lift, Outriggers, Side Tip Wheels, and Ratchet Levelers

• Storage Depth 13" • Guardrail Height 42"

*A 5'6" person with a 12" vertical reach